
AVEVA Insight – Leveraging the Cloud for Industrial Data

Chris O'Brien AVEVA Select California

AVEVA

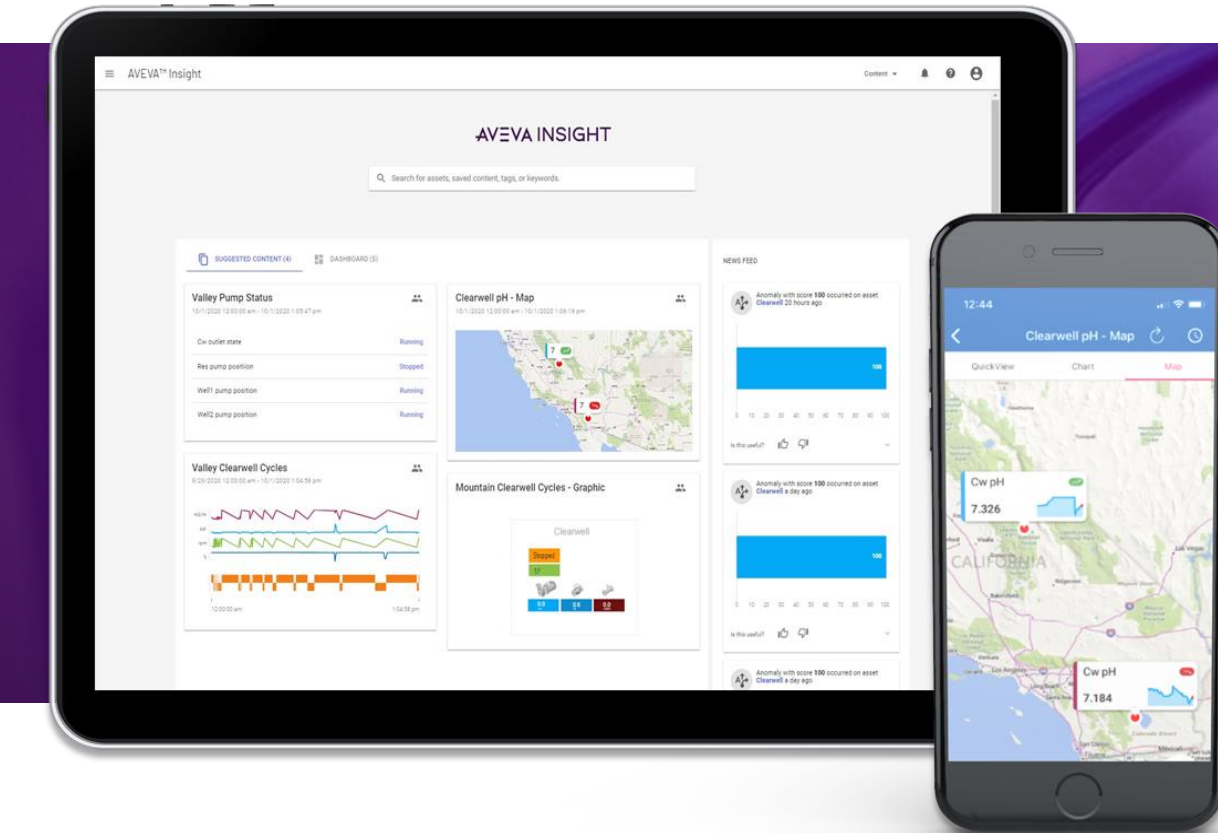
AVEVA™ Insight

Make better and faster decisions with complete visibility of your operations in the cloud.



AVEVA Insight provides information when and where you need it, so you and your teams, can better manage your assets and improve performance.

- Unlock critical data
- Increase collaboration
- Improve asset reliability
- Optimize operational performance



AVEVA Insight

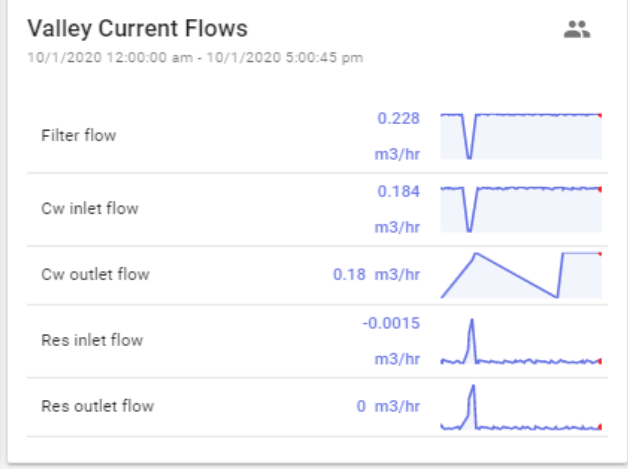
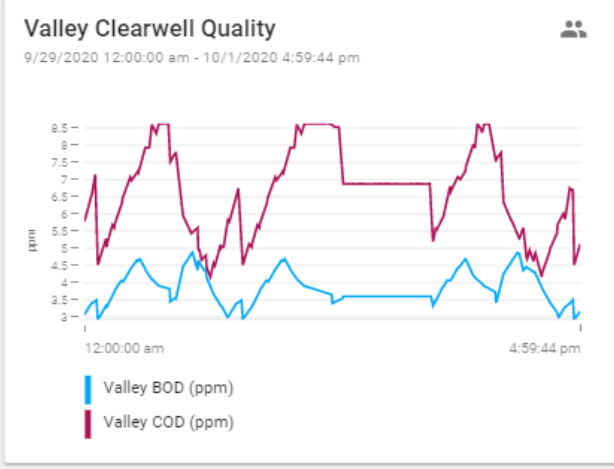
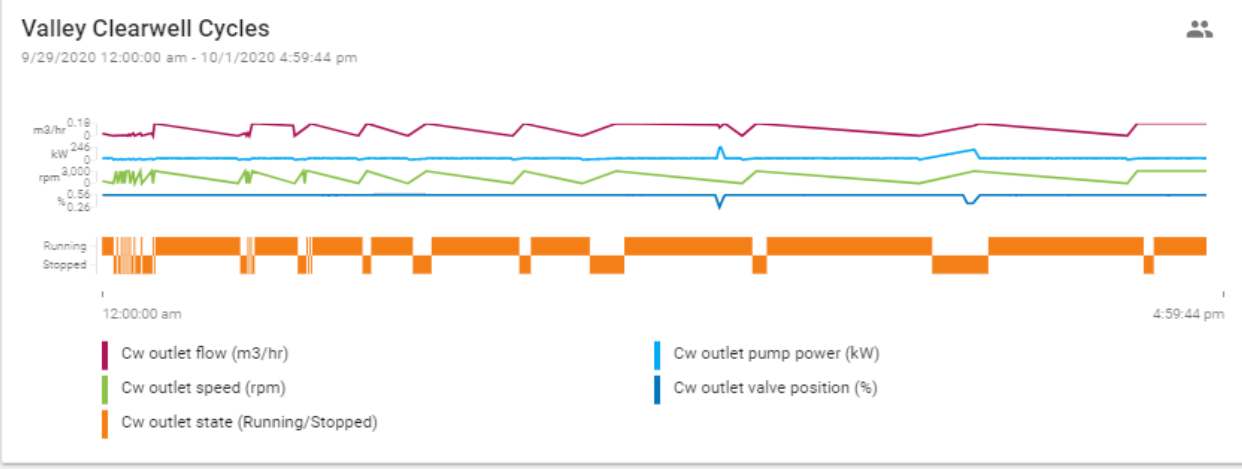
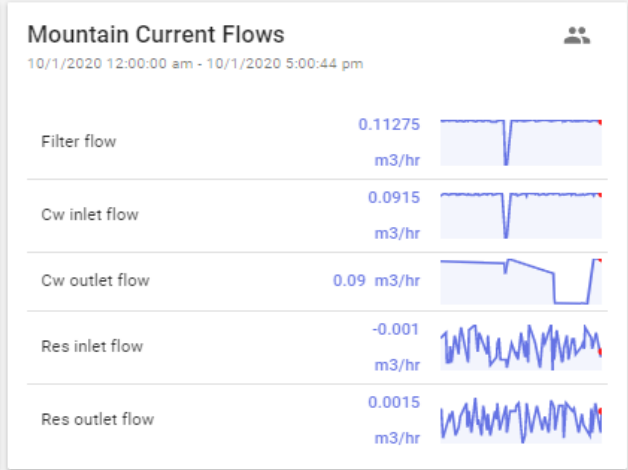
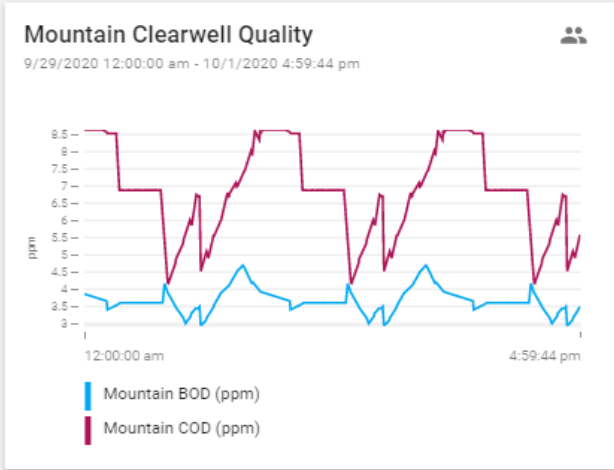
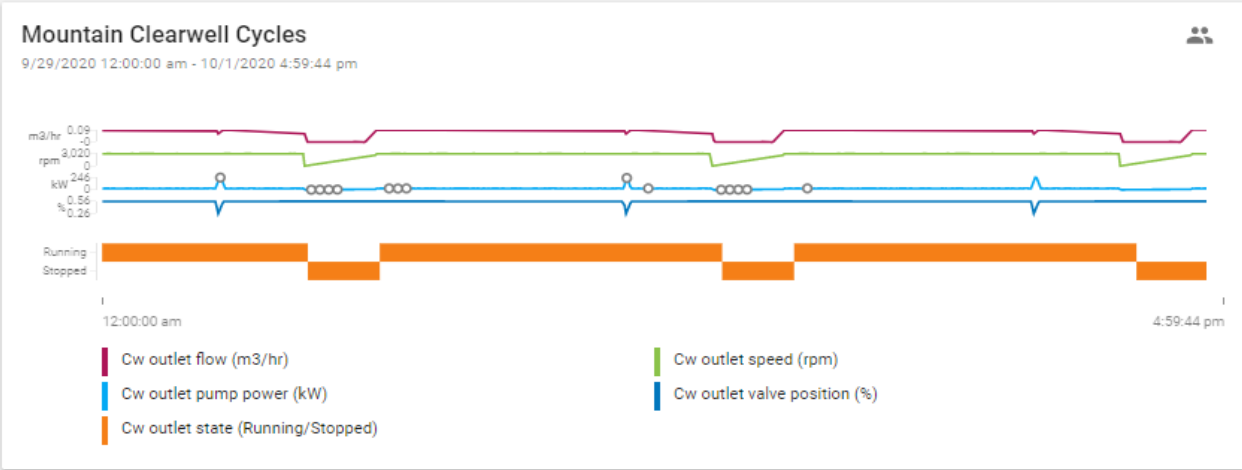
- Secure, Managed, Cloud Operations Data Platform
- Microsoft Azure
- Provides Users Secure Access to Real Time & Historical Data (Read Only)
- Browser & Mobile App

- Share Data Securely & Easily with Anyone
 - Insight Browser Client
 - Insight Mobile App
 - Microsoft Excel
 - REST API

- Supported Data Sources
 - AVEVA Historian, InTouch, OSI PI, Edge, Citect
 - OPC
 - JSON
 - .CSV



Multi-Site Overview 👤



Dashboards



Search Results
17 matches

17 TAGS
All Tags

Mixed data

2 TAGS
ppm
Numeric data

1 TAGS
pH
Numeric data

1 TAGS
NTU
Numeric data

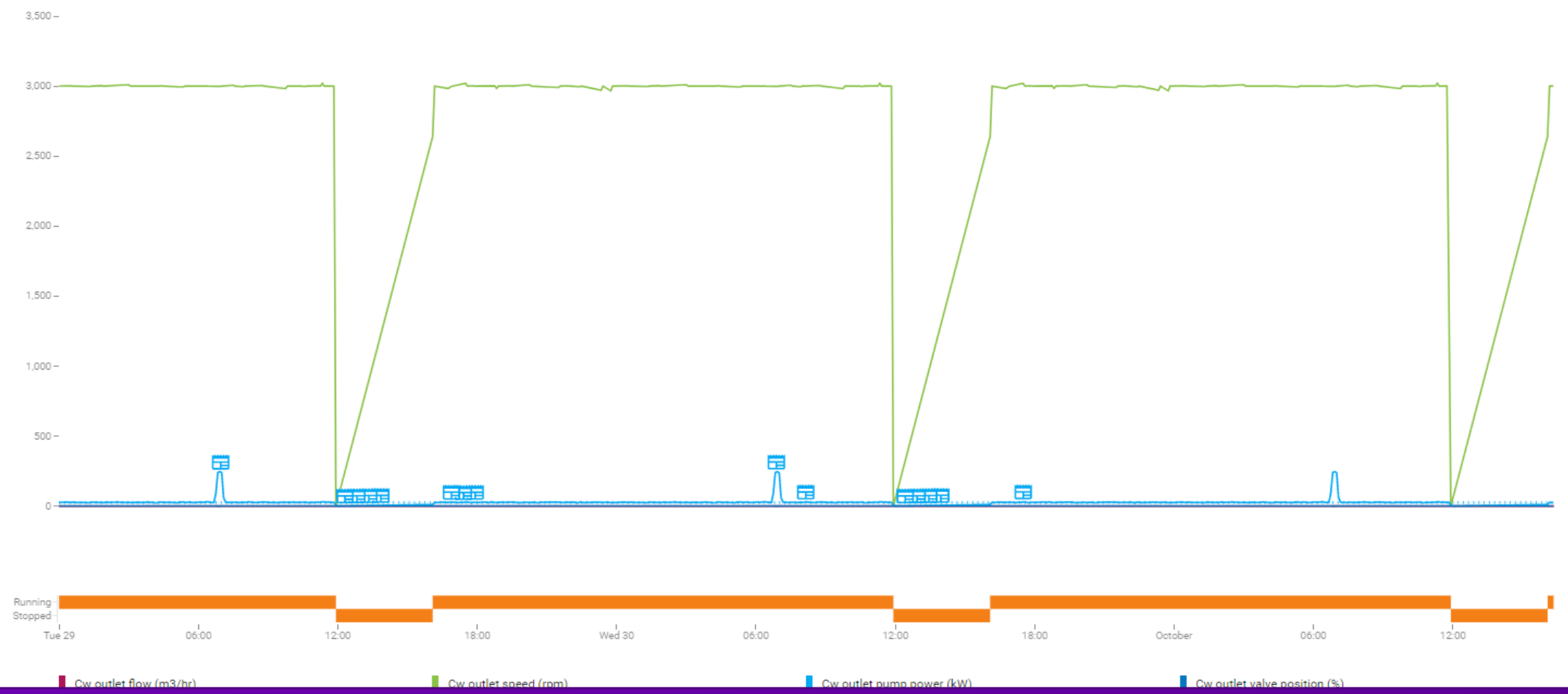
2 TAGS
m3/hr
Numeric data

2 TAGS
kPa

Mountain Clearwell Cycles

9/29/2020 12:00:00 am - 10/1/2020 4:20:23 pm

[refresh] [share] [settings] [notifications] [full screen]



[bar chart] [hand icon] [notification]

Time Series Analysis

30D 7D LAST 3 DAYS YESTERDAY TODAY 1H CUSTOM

City of Burlingame



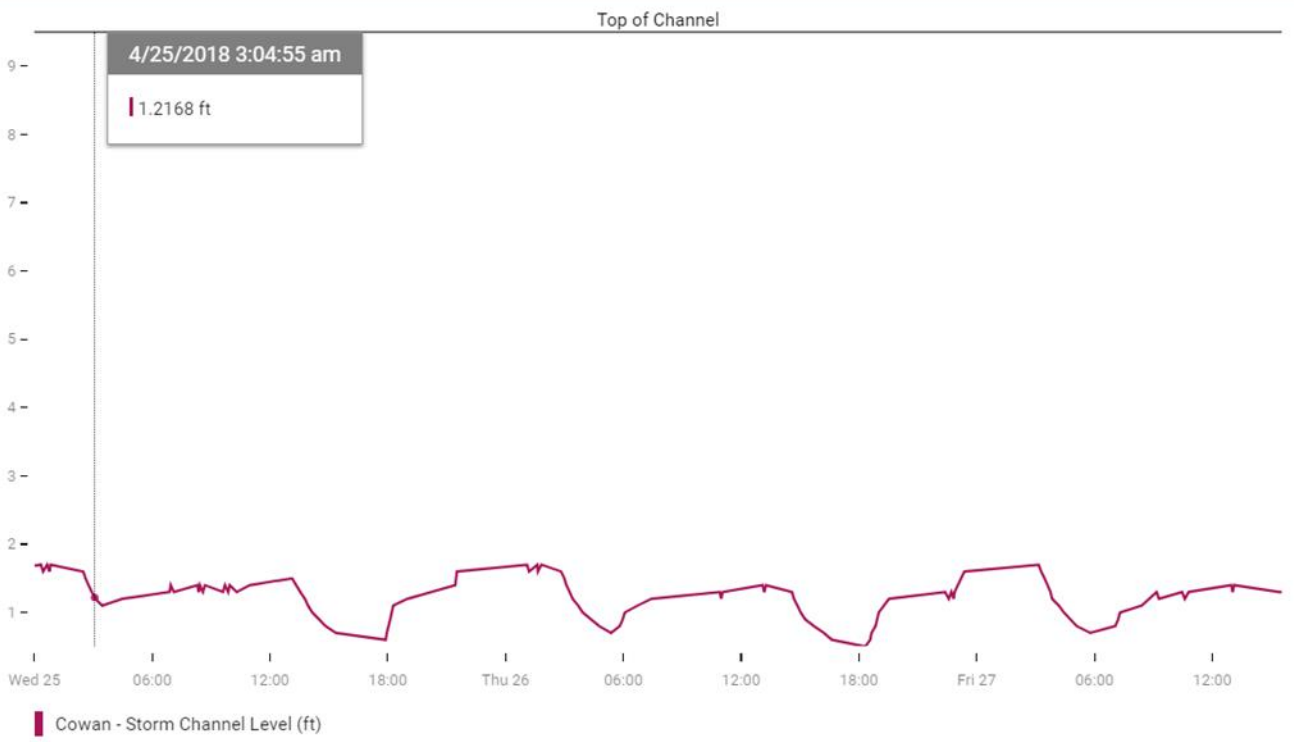
BACK

Burlingame Storm Water Pump Stations

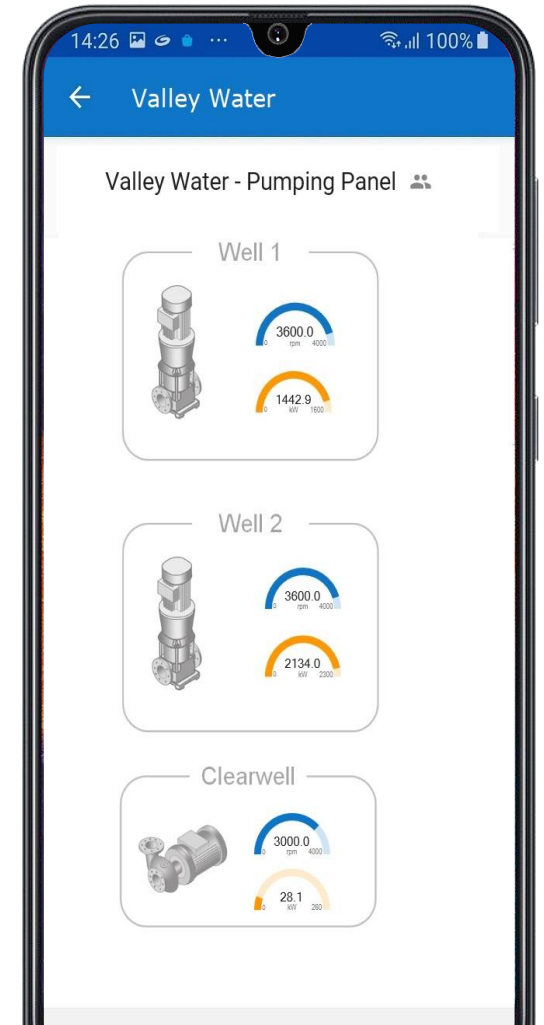
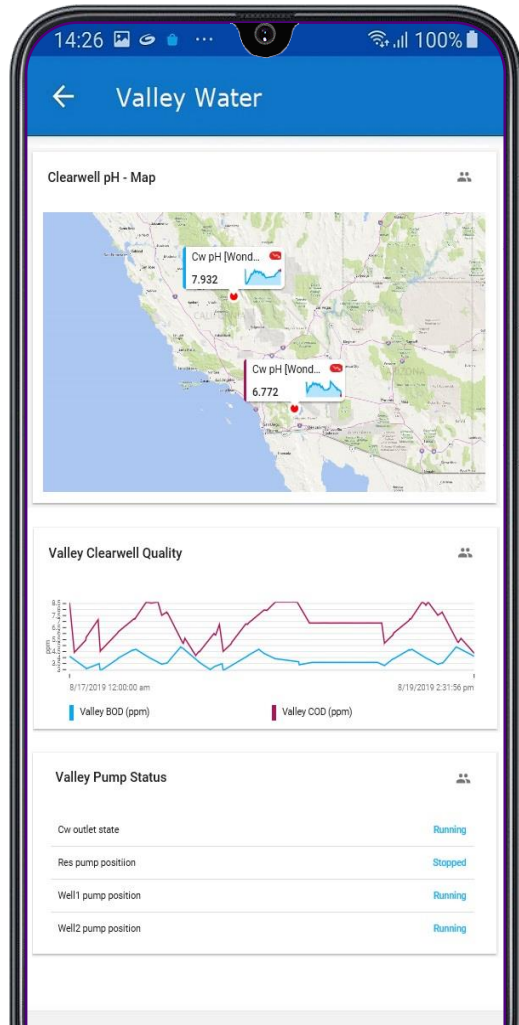


- [El Portal Channel 3 Day Level Chart](#)
- Location/Address: 842 Cowan Road
- Built: 1950's
- Area served: Cowan Pump Station serves the shaded area on the map. All Stormwater captured in this area flows by gravity to the pump station.
- Water Discharges to: El Portal Channel
- Pumps: 2 - 40 horse power & 1 - 100 horse power
- Back-up Generator: Yes

Marsten Storm Station



Integration with Existing Web Pages



Mobile Dashboards / Graphics

	A	B	C	D	E	F	G	H	I
1	Date	Source	Tag Name	Unit	Avg	Min	Max	Last	Total
2	9/13/2018 1:00	ValleyWaterTreatment	ClearwellOutlet.FlowRate	m3/hr	0	0	0	0	0
3	9/13/2018 2:00	ValleyWaterTreatment	ClearwellOutlet.FlowRate	m3/hr	0.135	0.18	0.18	0.18	0.135
4	9/13/2018 3:00	ValleyWaterTreatment	ClearwellOutlet.FlowRate	m3/hr	0.18	0.18	0.18	0.18	0.18
5	9/13/2018 4:00	ValleyWaterTreatment	ClearwellOutlet.FlowRate	m3/hr	0.18	0.18	0.18	0.18	0.18
6	9/13/2018 5:00	ValleyWaterTreatment	ClearwellOutlet.FlowRate	m3/hr	0.18	0.18	0.18	0.18	0.18
7	9/13/2018 6:00	ValleyWaterTreatment	ClearwellOutlet.FlowRate	m3/hr	0.18	0.18	0.18	0.18	0.18
8	9/13/2018 7:00	ValleyWaterTreatment	ClearwellOutlet.FlowRate	m3/hr	0.18	0.18	0.18	0.18	0.18
9	9/13/2018 8:00	ValleyWaterTreatment	ClearwellOutlet.FlowRate	m3/hr	0.16275	0.12	0.18	0.18	0.16275
10	9/13/2018 9:00	ValleyWaterTreatment	ClearwellOutlet.FlowRate	m3/hr	0.12	0	0	0	0.12
11	9/13/2018 10:00	ValleyWaterTreatment	ClearwellOutlet.FlowRate	m3/hr	0.09	0.18	0.18	0.18	0.09
12	9/13/2018 11:00	ValleyWaterTreatment	ClearwellOutlet.FlowRate	m3/hr	0.18	0.18	0.18	0.18	0.18
13	9/13/2018 12:00	ValleyWaterTreatment	ClearwellOutlet.FlowRate	m3/hr	0.18	0.18	0.18	0.18	0.18
14	9/13/2018 13:00	ValleyWaterTreatment	ClearwellOutlet.FlowRate	m3/hr	0.18	0.18	0.18	0.18	0.18
15	9/13/2018 14:00	ValleyWaterTreatment	ClearwellOutlet.FlowRate	m3/hr	0.18	0.18	0.18	0.18	0.18
16	9/13/2018 15:00	ValleyWaterTreatment	ClearwellOutlet.FlowRate	m3/hr	0.18	0.18	0.18	0.18	0.18

Integration with Office 365 Excel

Insight OEE & Efficiency

- **Manual & Automated Data Collection**

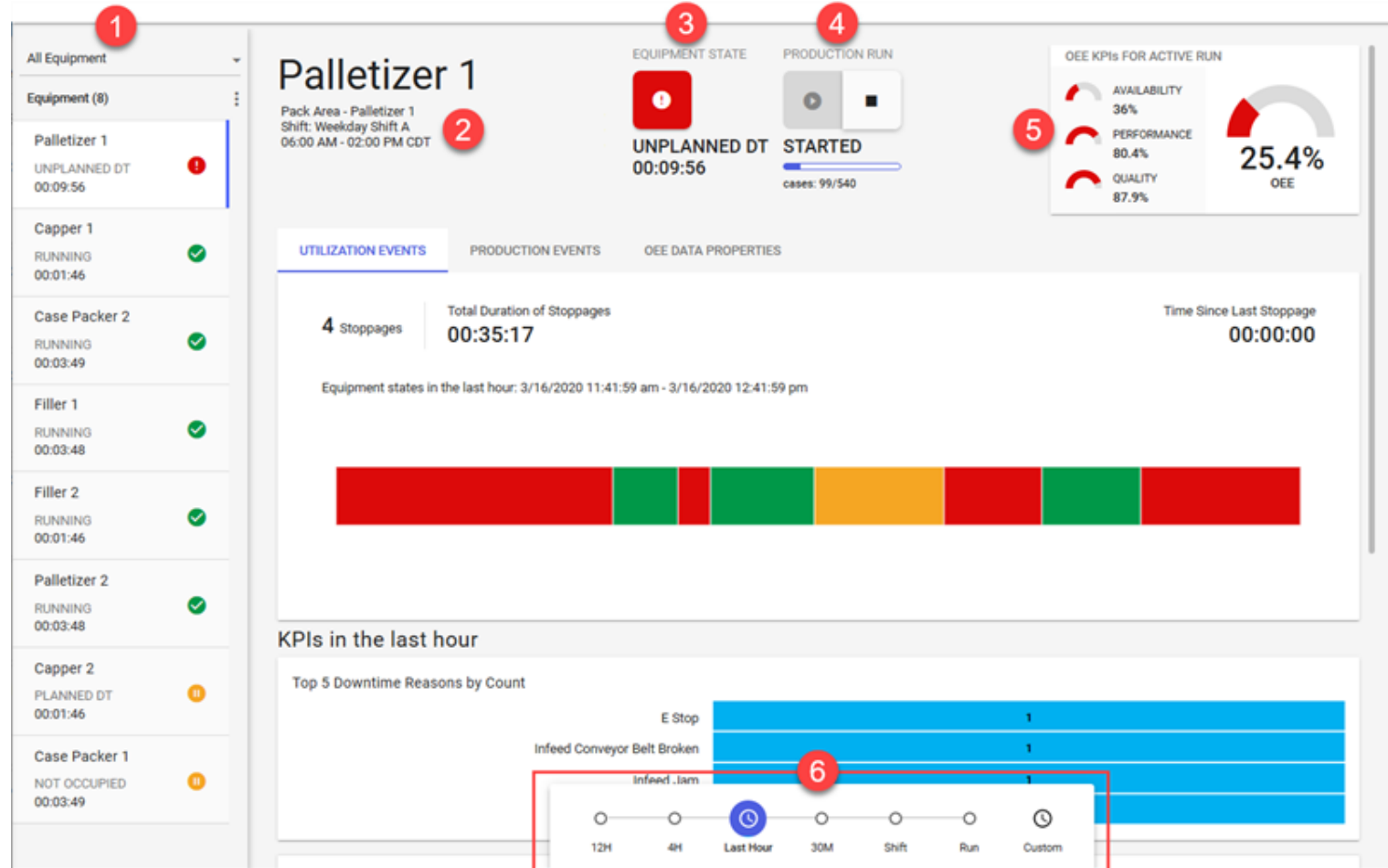
- Utilization & Production Events

- **Equipment and Line Monitoring**

- Utilization Events & KPIs
- OEE, Availability, Performance, & Quality KPIs
- Production Run Status vs. Plan
- Additional Context Events

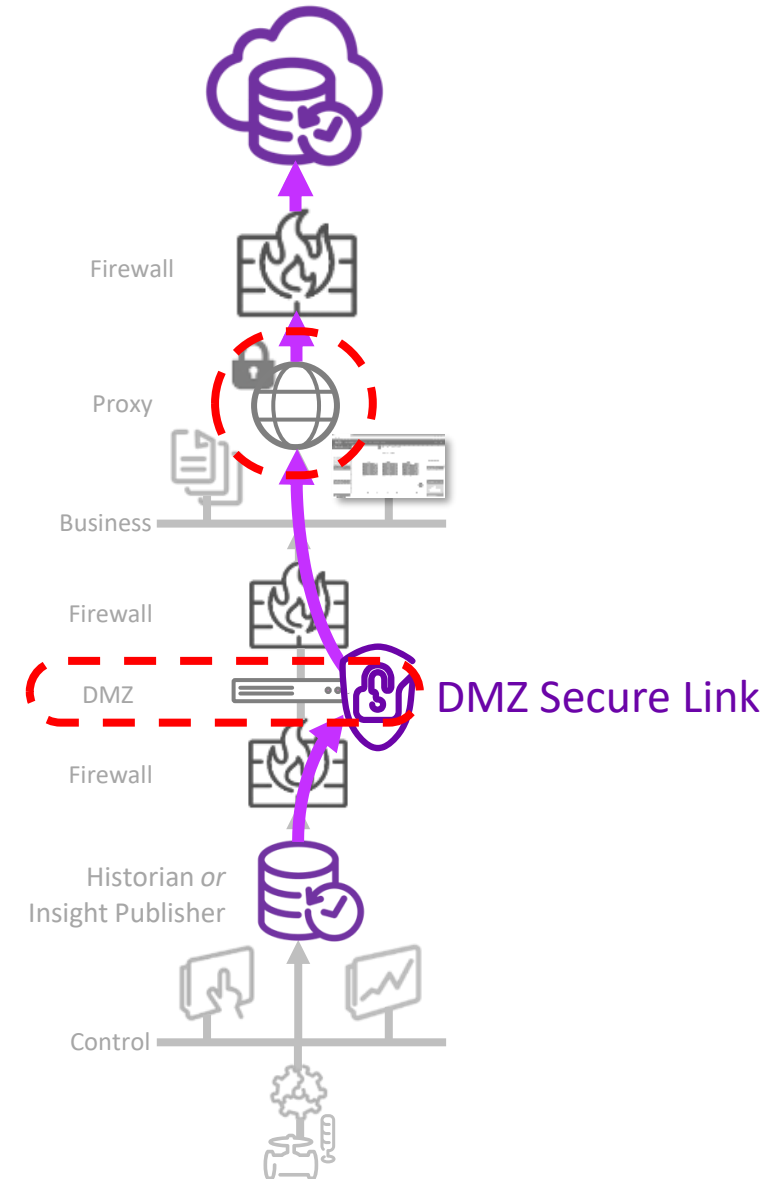
- **Reporting & Analysis**

- KPI Comparison Across Equipment
- Detailed Root Cause Analysis



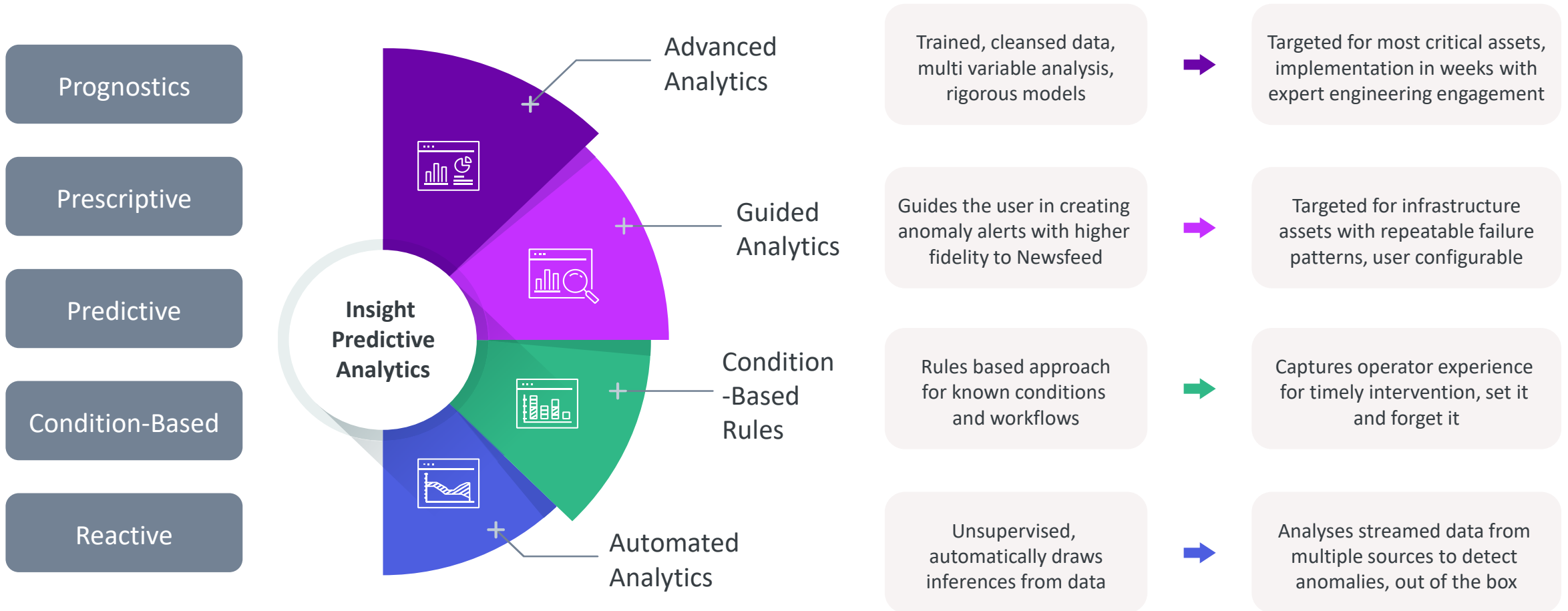
AVEVA Insight Publishing With DMZ

- Single outbound-only port (443)
- No inbound connection
- All traffic encrypted (TLS)
- Anonymous HTTP proxy
- Across a DMZ



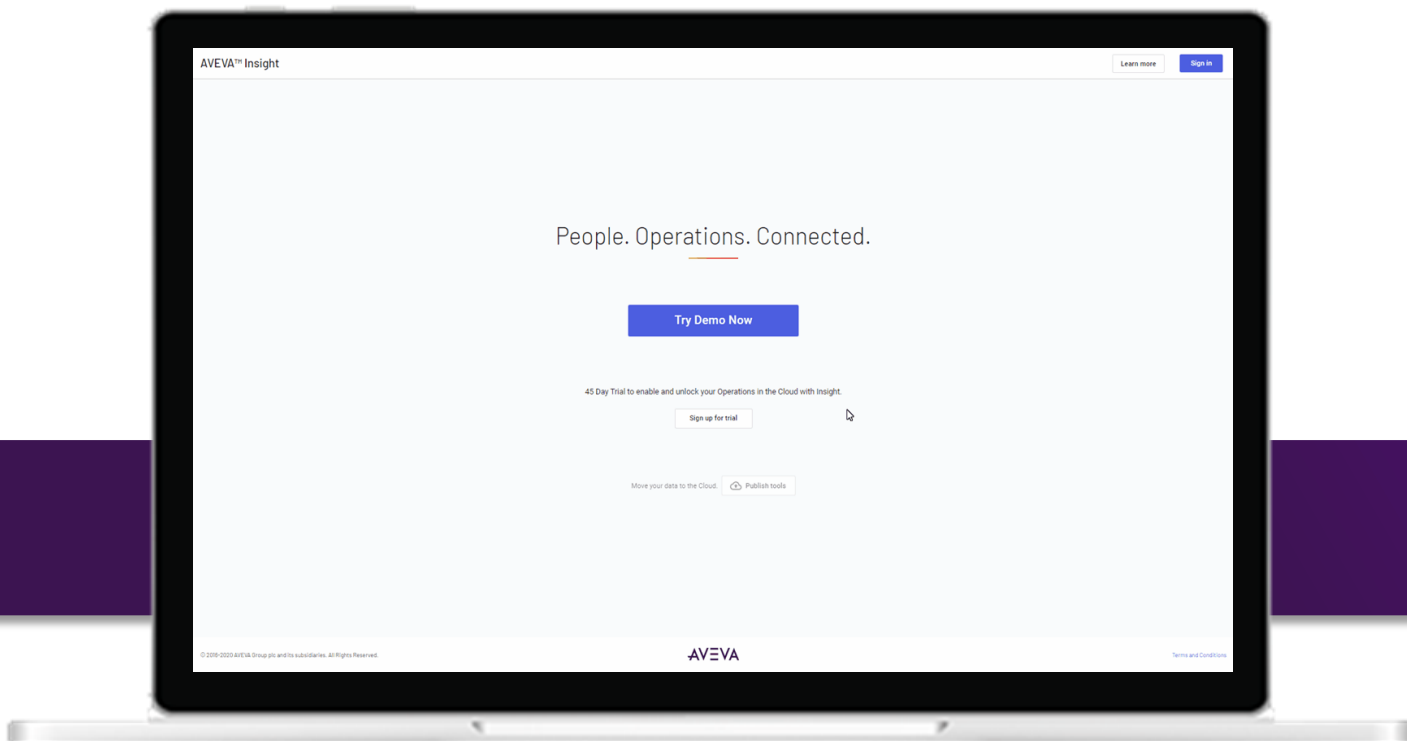
Analytics & AI in Insight

The human experience meets Artificial Intelligence in the cloud



Easy to get started

Unlock your operations in the cloud with AVEVA Insight



- Register for the live demo
- Start your FREE 45-day trial
- Use your own data
- Prove it for yourself!

<https://aveva.com/aveva-insight-demo>



Be Sure to Stop By the Booth!

THANK YOU!

AVEVA